

NIGHTINGALES MEDICAL TRUST

No. 8P6, 3RD A CROSS, 1ST MAIN ROAD, EAST OF NGEF LAYOUT, KASTURINAGAR, BENGALURU - 560 043

PAN : AAATN2786N

PY : 2023-24

DOF : 31/03/1998

Conversion into Cash basis and computation of Income and expenditure for the purpose of Income Tax

Statement Of Total Income For Income Tax For The Assessment Year 2024-25

Particulars		Amount
	EXCESS OF INCOME OVER EXPENDITURE	5,29,19,745
Less:	Profit on sale of Fixed Assets	-1,50,052
	Loss on Sale of Asset	29,706
Add:	Depreciation	53,54,689
Add:	Write Off Expenses	15,22,533
Add:	<u>Payables during the year</u>	
	Provision for Gratuity	12,46,220
	Provision for Straightline Provision	-36,138
	Sundry Creditors	5,93,627
	Advance payment for Sundry Creditors	-2,28,866
	Grant Received in Advance	2,06,04,734
	ESI Employer	-14,689
	PT Payable	-36,950
	Other Payables	54,988
	Total	2,21,82,926
Less:	<u>Receivables During the Year</u>	
	Sundry Debtors	6,81,589
	Advance Lease Rent	-69,564
	Prepaid Expenses	1,70,499
	Grants Receivable	9,58,081
	Accrued Interest Income * - not to be considered as income as not yet received	-27,16,392
	Total	-9,75,786
Less		
Add	Addition to Fixed Assets	-6,42,81,898
	Deletion to Fixed Assets	6,84,364
	Net Profit	1,92,37,800
	Total Receipts	18,80,02,748
	85% of the above	15,98,02,336
	Utilization	16,87,64,949
	To Invest	-89,62,613

For Nightingales Medical Trust



Trustee



NIGHTINGALES MEDICAL TRUST

No. 8P6, 3RD A CROSS, 1ST MAIN ROAD, EAST OF NGEF LAYOUT, KASTURINAGAR, BENGALURU - 560 043

BALANCE SHEET FOR THE YEAR ENDED 31ST MARCH 2024

PARTICULARS	NOTE NO.	AMOUNT (IN RS.) FOR THE CURRENT REPORTING PERIOD 31.03.2024	AMOUNT (IN RS.) FOR THE PREVIOUS REPORTING PERIOD 31.03.2023
<u>CORPUS AND LIABILITIES</u>			
<u>Corpus</u>			
(A) Corpus Fund	A	18,31,96,180	13,02,76,435
<u>Liabilities</u>			
(A) Long Term Liabilities	B	2,36,21,787	2,70,18,717
(B) Long Term Provisions	C	96,30,213	84,20,131
(C) Trade Payables	D	7,43,935	3,79,174
(D) Other Current Liabilities	E	3,36,93,255	1,30,29,318
Total		25,08,85,370	17,91,23,775
<u>ASSETS</u>			
<u>Non-Current Assets</u>			
(A) Tangible Fixed Assets	F	8,87,07,164	3,04,64,318
<u>Current Assets</u>			
(A) Investments	G	10,96,54,219	12,68,31,734
(B) Inventories		12,25,838	8,54,802
(C) Monthly Collection charges receivable	H	9,88,579	3,06,990
(D) Cash And Cash Equivalents	I	4,07,83,993	1,18,47,810
(E) Deposits, Loans And Advances	J	37,11,881	45,59,563
(F) Other Current Assets	K	58,13,696	42,58,558
Total		25,08,85,370	17,91,23,775

For Nightingales Medical Trust



Trustee

[Signature]

Trustee

Date: 28.09.2024

Place: Bengaluru


Subject to our report u/s 12A(b)
of the Income Tax Act, 1961
For MRNM & Co
Chartered Accountants

[Signature]

Hetal N Shah

Partner

Membership No: 223229



"NMT*" All other Projects Except below under Nightingales Medical Trust

"RRTC#" Project Regional Resource Training Centre

"FCRA@" Foreign Contribution (Regulation) Act.

"SS^" Project Sandhya Suraksha

"FDCC!" Free Dementia Care Centre

NIGHTINGALES MEDICAL TRUST

No. 8P6, 3RD A CROSS, 1ST MAIN ROAD, EAST OF NGEF LAYOUT, KASTURINAGAR, BENGALURU - 560 043

INCOME AND EXPENDITURE ACCOUNT FOR THE YEAR ENDED 31ST MARCH 2024

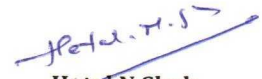
PARTICULARS	NOTE NO.	AMOUNT (IN RS.) FOR THE CURRENT REPORTING PERIOD 31.03.2024	AMOUNT (IN RS.) FOR THE PREVIOUS REPORTING PERIOD 31.03.2023
A. INCOME:			
Income from Operations	IE-1	9,08,05,455	8,43,89,205
Grant Received	IE-2	7,53,06,976	4,21,23,046
Donation Received	IE-3	97,95,962	70,33,727
Interest Income	IE-4	1,00,85,236	61,15,910
Other Income	IE-5	11,83,385	57,40,067
		18,71,77,014	14,54,01,955
B. EXPENSES:			
Purchase of Material and Consumables		48,19,222	35,45,141
Employees Benefit Expenses	IE-6	8,06,49,641	7,50,48,455
Depreciation	BS-F	53,54,689	56,11,830
Other Expenses	IE-7	4,34,33,717	3,96,12,415
		13,42,57,269	12,38,17,842
EXCESS OF INCOME OVER EXPENDITURE (A-B)		5,29,19,745	2,15,84,113

For Nightingales Medical Trust

Subject to our report u/s 12A(b)
of the Income Tax Act, 1961
For MRNM & Co
Chartered Accountants




 Trustee


Hetal N Shah
 Partner
 Membership No: 223229

Date: 28.09.2024
Place: Bengaluru



"NMT*" All other Projects Except below under Nightingales Medical Trust
 "RRTC#" Project Regional Resource Training Centre
 "FCRA@" Foreign Contribution (Regulation) Act.
 "SS^" Project Sandhya Suraksha
 "FDCC!" Free Dementia Care Centre

NOTES FORMING PART TO THE BALANCE SHEET FOR THE YEAR ENDED 31ST MARCH 2024

PARTICULARS	NOTE NO	AMOUNT (IN RS.) FOR THE CURRENT REPORTING PERIOD 31.03.2024	AMOUNT (IN RS.) FOR THE PREVIOUS REPORTING PERIOD 31.03.2023
Corpus Fund	A		
At The Beginning Of The Accounting Period		13,02,76,435	10,86,92,322
Add: Excess of Income over Expenditure for the Year		5,29,19,745	2,15,84,113
Less: TDS of Erlier years		-	-
At The End Of The Accounting Period		18,31,96,180	13,02,76,435
		18,31,96,180	13,02,76,435
Long Term Liabilities	B		
Refundable Deposit - Long Term Stay-ETCM		52,50,000	49,05,000
Refundable Deposit - Long Term Stay-NCAA		1,50,50,000	1,95,05,000
Refundable Deposit - Daycare(Hydrabad)		-	1,45,000
Refundable Deposit - Daycare(RT Nagar)		-	8,000
Refundable Deposit - Short Term Stay-ETCM		90,000	1,40,000
Refundable Deposit - Long Term Stay -NTTMECC		15,15,000	18,14,000
Refundable Deposit - Short Term Stay -NTTMECC		-	-
Refundable Deposit - Short Term Stay-NCAA		14,70,000	2,43,000
Refundable Deposit - Short Term Stay-NEEC MVM		-	-
Refundable Deposit - S K Home		8,462	8,462
Refundable Deposit - SS		2,38,325	2,24,255
Security Deposit		-	26,000
Seed Money - Bangalore Cantonment Rotary Trust		-	-
Other Deposit		-	-
		2,36,21,787	2,70,18,717
Long Term Provisions	C		
Provisions for Gratuity		94,47,805	82,01,585
Provisions for Depreciation		-	-
Provision for Straight Lining		1,82,408	2,18,546
		96,30,213	84,20,131
Trade Payables	D		
Sundry Creditors		10,03,991	4,10,364
Less: Creditors having Debit Balance		(2,60,056)	(31,190)
		7,43,935	3,79,174
Other Current Liabilities	E		
Grants Received in Advance		3,26,71,455	1,20,66,721
Statutory dues Payable		-	-
TDS Payable		2,16,336	1,60,482
Provident Fund Payable		-	-
Employee State Insurance Payable		99,700	1,14,389
Professional Tax Payable		-	36,950
Other Payables		-	-
Salary and Other Payable to staff		2,83,289	2,78,398
Other Expenses Payable		2,10,295	1,75,278
Audit Fee payable		1,98,180	1,97,100
Recovery From Staff and Others		14,000	-
Branches/Divisions			
APPI		13,352	(52,226)
APF		22,118	-
FCRA		-	-
RRTC		-	-
NMT		(36,34,856)	(39,68,079)
		35,99,386	40,20,305
		3,36,93,255	1,30,29,318



8

Investments	G		
Fixed/Term Deposits with Axis Bank		45,00,000	45,00,000
Fixed/Term Deposits with PNB Bank		4,53,88,677	3,31,51,824
Fixed/Term Deposits with SBI Bank		1,29,19,078	1,54,40,409
Fixed/Term Deposits with Syndicate/Canara Bank		2,86,13,276	3,66,72,587
Fixed/Term Deposits with HDFC Bank		36,28,251	1,03,83,625
Long Term Investment in LIC Group Gratuity		89,56,672	83,18,633
Long Term Investment in MMFSL		-	1,00,00,000
Accrued Income on above Deposits		56,47,264	83,63,656
Long Term Investment in NSC		1,000	1,000
		10,96,54,219	12,68,31,734
Monthly Collection charges receivable	H	9,88,579	3,06,990
		9,88,579	3,06,990
Cash & Cash Equivalents	I		
Cash in Hand		58,643	69,362
Balances with Banks		4,07,25,350	1,17,78,448
Balances with Axis Bank		79,960	3,29,587
Balances with Axis Bank Flexi		-	-
Balances with Canara Bank/Syndicate Bank Flexi		16,85,257	12,70,271
Balances with Canara Bank/Syndicate Bank		12,97,653	16,45,455
Balances with Bank of Baroda		2,12,800	86,689
Balances with Kotak Mahindra Bank		2,59,010	2,55,106
Balances with Kotak Mahindra Bank FCRA		2,68,857	1,61,531
Balances with State Bank of India		5,45,915	4,41,217
Balances with State Bank of India FCRA		20,93,630	7,92,476
Balances with Punjab National Bank		(42,732)	(3,13,883)
Balances with Punjab National Bank Flexi		3,43,25,000	71,10,000
		4,07,83,993	1,18,47,810
Deposits, Loans & Advances	J		
Deposits			
Security Deposit on Lease		20,90,000	15,40,000
Electricity Deposit		2,78,580	2,09,130
Fuel Deposit		1,00,000	25,000
LPG Deposit		16,500	16,500
Other Security Deposit		2,82,950	3,02,950
Loans & Advances			
Advance Lease Rent		2,78,260	3,47,824
Staff Advances		3,26,615	3,87,867
Advance Others		3,38,976	17,30,292
		37,11,881	45,59,563
Other Current Assets	K		
Prepaid Expenses		9,27,383	7,56,884
Grant Receivable		33,14,181	23,56,100
TDS Receivables		15,71,205	12,12,551
Other Assets		927	(66,978)
		58,13,696	42,58,558



SM



Kodhe S

NOTES FORMING PART TO THE INCOME AND EXPENDITURE ACCOUNT FOR THE YEAR ENDED 31ST MARCH 2024

PARTICULARS	NOTE	AMOUNT (IN RS.) FOR THE CURRENT REPORTING PERIOD 31.03.2024	AMOUNT (IN RS.) FOR THE PREVIOUS REPORTING PERIOD 31.03.2023
Income from Operations	IE - 1		
Bed charges and Nursing Charges		7,18,61,619	6,82,52,003
Admission Fees		20,01,250	47,90,000
Respite Care		-	-
Day Care		63,55,876	42,12,904
Other operating Income		1,76,38,873	71,34,298
Project Support cost		(70,52,163)	-
		9,08,05,455	8,43,89,205
Grant Received	IE - 2		
Grant in Aid - Bosch		13,82,689	8,82,631
Grant in Aid Capital One Services India P Ltd		5,85,000	6,40,230
Grant in Aid FANUC India		17,21,130	-
Grant in Aid Multivista Global Pvt Ltd		2,00,000	-
Grant in Aid - NISSIN ABC LOGISTICS PVT LTD		2,00,000	50,000
Grant in Aid - Nordson India Pvt. Ltd.,		10,00,000	-
Grant in Aid- SASMOS HET		1,00,000	-
Grant in Aid Vizanar Alcabeve		1,00,000	-
Grants - CAF India		17,000	-
Grants - CAF America		8,05,334	-
Grants From Royal Orchid Hotels Ltd		3,00,000	-
Grant in Aid-Rotary Bangalore Cant		-	3,00,000
Grant From Central Govt - National Action Plan		-	15,45,049
Grants in Aid Riversand		6,00,000	4,00,000
Grant From State Govt-EHL		6,15,600	6,15,600
Grant From VM Ware MAA North		17,00,108	-
Grant From VM Ware MAA South		12,99,892	-
Grant in Aid - HMD MOBILE INDIA PRIVATE LIMITED		28,00,000	-
Grants - APPI		4,19,48,785	1,24,57,080
Grant in Aid Menzies Aviation Bobba Bangalore Pvt Ltd		4,00,000	9,00,000
Grants in Aid - NISD		11,09,865	3,14,382
Grants in Aid - RRTC		13,70,301	-
Grant in Aid Nasdaq Corporate Solutions		78,680	14,30,700
Grants From JSHEF- S K Home		19,97,242	-
Grants From JSSF - SK Home		7,30,073	-
Grants From Nordson MAA NORTH		3,50,450	-
Grants From Nordson MAA SOUTH		3,50,450	-
Grants From Others		1,05,404	81,24,124
Grants - FCRA		23,95,234	15,86,744
Grants From United Ways - S K - DEGP		7,45,200	-
Grants From United Ways - SK - DSD		15,15,164	-
Grants - Deustche Bank		3,78,215	-
Grants From United Ways - SK - SD		24,24,891	-
Grants - NHL		59,80,269	1,28,76,506
		7,53,06,976	4,21,23,046
Donation received	IE - 3		
Donations		97,95,962	70,33,727
		97,95,962	70,33,727
Interest Income	IE - 4		
Interest Received - FCRA Accounts		32,471	20,475
Interest Received - SB Accounts		48,078	59,695
Interest Received - FD Accounts		93,28,976	55,33,408
Interest Received - LIC		6,38,039	4,68,211
Interest Received - Electricity Deposit		659	7,207
Interest Received on Income Tax Refund		37,013	26,914
		1,00,85,236	61,15,910



Other Income	IE - 5		
Income From Sale of Fixed Assets		1,50,052	3,06,219
Other Miscellaneous Income		2,55,468	40,30,928
Training Fees		-	-
Internship Fee		2,36,000	2,13,100
Recovery From Staff and Others		2,41,765	7,64,720
Registration Fees		2,26,500	1,72,500
Sale of Scrap & Other Miscellaneous Income		73,600	2,52,600
		11,83,385	57,40,067
Employees Benefit Expenses	IE - 6		
Salaries or Wages		6,81,11,337	5,43,40,863
Leave Encashment		5,62,348	1,38,809
Contribution towards PF		50,40,483	52,40,773
PF Admin Charges		4,13,311	-
Contribution towards Gratuity		18,80,566	20,81,155
Contribution towards ESI		10,63,943	11,20,332
Contribution towards LWF		9,880	-
Honorarium to Trustees		18,76,000	15,09,879
Staff welfare Expenses		12,78,036	1,04,95,061
Staff Insurance		4,13,737	1,21,583
		8,06,49,641	7,50,48,455
Other Expenses	IE - 7		
Administrative Expenses		13,215	10,000
Advertisement and Promotional Expenses		71,944	72,658
Ambience Uplipments		24,520	91,211
Annual Maintenance Charges - Software		2,00,577	1,87,047
Audit Fee		2,69,970	2,41,900
Bank Charges		3,60,923	2,10,111
Bio Waste Medical Maintenance and Disposal		9,24,500	7,79,004
Books and Periodicals		40,882	34,525
Brokerage Commission		2,97,000	-
Draft Charges for Sale Deed Amount		53,100	-
Electricity Charges		19,11,378	19,01,485
Fuel Expenses		10,83,880	11,51,435
Food Charges		17,09,380	18,18,993
Honorarium		3,81,800	1,10,100
House Keeping Expenses		11,91,651	27,74,884
Hospitalization expenses		4,68,881	4,53,812
Insurance Charges		3,32,786	4,16,434
Lease Rent		69,564	69,564
Land Advance Write off - NMT		-	-
Laundry Expenses		3,45,348	4,32,028
Loss on Sale of Fixed Assets NMT		29,706	-
Miscellaneous Expenses		1,07,163	1,01,374
Nutritional Expenses		1,15,48,707	1,07,77,323
Office Expenses		1,37,112	3,28,304
Other Expenses - NTTMECC		401	-
Pest Control		67,791	-
Pooja Expenses		62,972	59,414
Postage & Courier		20,613	23,244
Printing & Stationary		9,04,231	5,91,089
Professional Charges		37,46,757	22,24,065
Programme Expenses		34,64,361	44,49,255
Programme Expenses (Salary)		-	9,10,104
Property Tax		2,89,291	2,89,291




Provision for Straight Lining		(36,138)	(95,350)
Rates & Taxes		1,09,412	1,26,420
Rent		29,81,721	28,76,137
Repairs & Maintenance		41,97,232	36,02,308
Refreshment Expenses		2,92,171	1,38,160
Recreation Expenses		34,288	14,437
Rounding Off		(9)	(39)
Sanctions and approvals		4,29,909	-
Subscription to Dementia India Alliance		10,00,000	
Telephone & Internet Expenses		4,84,934	4,70,037
Training Charges		41,223	64,680
Transportation Charges		1,40,136	57,477
Lodging and Boarding		65,238	-
Travelling & Conveyance		7,54,994	6,46,615
Vehicle Maintenance Expenses		5,22,696	3,62,112
Website Charges		2,13,018	1,03,380
Water Charges		5,49,956	5,68,853
Written off expenses		15,22,533	1,68,535
		4,34,33,717	3,96,12,415



Handwritten signature





Handwritten signature

PARTICULARS	NMT	RRTC	SS	APF	TOTAL
Sundry Creditors					
A SURESH BABU	(10,055)	-	-	-	(10,055)
A.C.Ramesh	360	-	-	-	360
Bangalore Medi House	(44,704)	-	-	-	(44,704)
Bharthi Airtel Limited	2,338	-	-	-	2,338
Bhojana Gruha - R.Jalajakshi	3,28,087	-	-	-	3,28,087
Canteen Imprest A/c.	(8,725)	-	-	-	(8,725)
Chrysalis Services Private Limited	59,400	-	-	-	59,400
Devi Laundry	1,658	-	-	-	1,658
Dr Sujatha	2,700	-	-	-	2,700
Dr. Sreelatha B	6,390	-	-	-	6,390
Emami Frank Ross Ltd	20,967	-	8,984	-	29,951
ETCM Hospital - ETCM	3,10,653	-	-	-	3,10,653
Image Diagnostics	27,745	-	-	-	27,745
Intech Business Solution	2,950	-	-	-	2,950
Janapriya Hospital/Audikesh Hospitals Private Ltd	9,770	-	-	-	9,770
Kalyani Motors Pvt Ltd	(184)	-	-	-	(184)
Kiran Enterprises	11,115	-	-	-	11,115
KRS Enterprises	(28,294)	-	-	-	(28,294)
Manjunath N (Sai Ram News Agency)	1,400	-	-	-	1,400
MRNM & Co - Chartered Accountants	8,100	-	-	-	8,100
NHSC - Advance Received From NMT	-	-	-	-	-
Om Shakthi Catering	2,851	-	-	-	2,851
S.Premkumar Raja	(2)	-	-	-	(2)
Sai Vishnu Petro Station	76,589	-	-	-	76,589
Specialist Health Systems Private Ltd	(19,186)	-	-	-	(19,186)
Sri Kamalashile Upahara	1,386	-	-	-	1,386
Suresh (Dwarakamayee Dry Cleaners)	3,613	-	-	-	3,613
The Akshaya Patra Foundation-SK HOME	9,775	-	-	-	9,775
Yosam ERP Developers/Arun Godlin	(1,38,000)	-	-	-	(1,38,000)
Shree Padmavathi Electricals	-	-	-	3,300	3,300
Suresh A	-	-	-	1,934	1,934
Annapoorna Amrita Swasraya Sangham	-	66,916	-	-	66,916
MRNM & Co - Chartered Accountants	8,100	-	-	-	8,100
Dr.Sreelatha Bralil	-	-	6,210	-	6,210
Emami Frank Ross Ltd	20,967	-	13,524	-	34,491
Hindustan Broliers	-	-	3,120	-	3,120
COMMISSIONER OF BBMP BANGALORE	-	-	(4,000)	-	(4,000)
Royal Mart Super Market	-	-	5,018	-	5,018
Sai Vishnu Petro Station	-	-	7,138	-	7,138
Shri Giridhar Agencies	-	-	(6,906)	-	(6,906)
Total	6,67,764	66,916	33,088	5,234	7,73,002

PARTICULARS	NMT	RRTC	SS	APF	TOTAL
Sundry Debtors					
1136 - Esther	(1,94,535)	-	-	-	(1,94,535)
1225 - Radha M.Prabhu	11,128	-	-	-	11,128
1328 - Bhaskar Madabusi Gopalan	11,552	-	-	-	11,552
1544-T Shankar Narayana	(91,089)	-	-	-	(91,089)
1645-Vasudevan	2,801	-	-	-	2,801
1778-Arathi	13,852	-	-	-	13,852
1795-Rajkumari Singh	12,094	-	-	-	12,094
1796-M A Pushpa	2,302	-	-	-	2,302
1844 - Asifa Sultana	2,272	-	-	-	2,272
1945 Rajamma M Nair	2,286	-	-	-	2,286
1950-Chandramma	4,672	-	-	-	4,672
1954-Gulabi Padmanabh Karmanan	9,342	-	-	-	9,342
2110-T Krishna Reddy	311	-	-	-	311
2185 - Jalaja M G	521	-	-	-	521
2233-Jayashree Banerjee	3,973	-	-	-	3,973
2331-Kashiram Sharma	8,357	-	-	-	8,357
2509-Nanjamma	9,872	-	-	-	9,872
2828-Ramamurthy	12,165	-	-	-	12,165
2865-Ananda Padmanabhan	6,245	-	-	-	6,245
2904-K Sainagamani	1,160	-	-	-	1,160
2994-Rekha Raiturkar	4,813	-	-	-	4,813
3005-R Range Gowda	20,654	-	-	-	20,654
3012 Bhagyalakshmi	1,400	-	-	-	1,400
3041-Sampath Lakshmi	8,803	-	-	-	8,803
3074-Atchayya M	8,671	-	-	-	8,671
3090-Krishna Shanbhag	1,969	-	-	-	1,969
3122-R Narayanappa	14,261	-	-	-	14,261
3128-SaralaRaju	995	-	-	-	995
3162-Gayathri M	5,964	-	-	-	5,964
3175-Yashodamma	986	-	-	-	986
3184 Chandra Shekar M	3,405	-	-	-	3,405
3185-G Saraswathamma	185	-	-	-	185

3230-Evangeline Victor	(7,760)	-	-	-	(7,760)
679-Rajam	13,358	-	-	-	13,358
Day Care NCAA - Divya	5,250	-	-	-	5,250
Day Care NCAA - Govindappa	1,120	-	-	-	1,120
Day Care NCAA - P J Suresh Kumar	4,500	-	-	-	4,500
ETCM - RC -2751 NP Chandrasekaraiah	4,081	-	-	-	4,081
ETCM -2272-Ravindranath	1,644	-	-	-	1,644
ETCM- 2943-L Ravindran Silva	6,394	-	-	-	6,394
ETCM 2976 - K S Sreekumar	(13,190)	-	-	-	(13,190)
ETCM RC - 2091-Dr.Dinesh Mishra	19,014	-	-	-	19,014
ETCM RC 2411 - R.Ramaswamy	2,476	-	-	-	2,476
ETCM RC 2419 - Udaychandra	15,470	-	-	-	15,470
ETCM RC-1989 - H Padmavathamma	8,749	-	-	-	8,749
ETCM-2389-Srikantan	1,483	-	-	-	1,483
ETCM-2544-Geetha G Bhat	5,225	-	-	-	5,225
ETCM-2749-Vinoda	11,234	-	-	-	11,234
ETCM-2750-Teresa Tigga	585	-	-	-	585
ETCM-2753-D J Srikanth	14,372	-	-	-	14,372
ETCM-2757-P V Subramanian	5,479	-	-	-	5,479
ETCM-2759-Padma	1	-	-	-	1
ETCM-2778-S Ramamurthy	4,900	-	-	-	4,900
ETCM-2779-Emily Grace	5,433	-	-	-	5,433
ETCM-2782-Chandra Shekar M	2,550	-	-	-	2,550
ETCM-2813- Deepak Dass	3,089	-	-	-	3,089
ETCM-2820-TC Shanmugam	4,323	-	-	-	4,323
ETCM-2971-Nagisetty Kalavathi	632	-	-	-	632
ETCM-2986-Wajeetha Begum	10,821	-	-	-	10,821
ETCM-3017-Lourd Mary	4,195	-	-	-	4,195
Kothanur 2430 Hazel	30,620	-	-	-	30,620
Kothanur RC 1088 - Uma Chayapathi	12,810	-	-	-	12,810
Kothanur RC 2453 - Vasanthi	(0)	-	-	-	(0)
Kothanur-2363-Sharada	(26,818)	-	-	-	(26,818)
Kothanur-2619-Ranjit Kaur	10,531	-	-	-	10,531
KothanurRC - 2174 - Seethamma	(31,561)	-	-	-	(31,561)
Kothanur-RC2372-- K.K. Padmini	14,830	-	-	-	14,830
NBCAA-FDC-C Indira	(3,000)	-	-	-	(3,000)
NBCAA-FDC-Sharda Mistry	(1,000)	-	-	-	(1,000)
NBCAA-FDC-Susheela	(6,000)	-	-	-	(6,000)
NBCAA-FDC-Vickraman	(7,500)	-	-	-	(7,500)
NBCAA-HDC-Narasimha Murthy	(12,000)	-	-	-	(12,000)
NBCAA-HDC-R Srinivasan	(4,900)	-	-	-	(4,900)
NBCAA-HDC-Rengasamy R U	(5,000)	-	-	-	(5,000)
NBCAA-HDC-Sathyanaarayana Setty	(7,000)	-	-	-	(7,000)
NCAA - 1412 - Bollu Mandana	95,919	-	-	-	95,919
NCAA - RC - 1341 - Shila Shenoy	(20,140)	-	-	-	(20,140)
NCAA - RC - 1668 - Sarojini Hebbar	10,625	-	-	-	10,625
NCAA - RC - 1758 - Shima Chattopadhyay	78,703	-	-	-	78,703
NCAA - RC - 1466 - Premalatha N	3,763	-	-	-	3,763
NCAA - RC -1508 - Meera Dutta	(38,481)	-	-	-	(38,481)
NCAA DC - Ramesh G Scindia	(450)	-	-	-	(450)
NCAA RC - 033 - T L Ananthanarayana	10,611	-	-	-	10,611
NCAA RC - 056 - Asgar Nimmuchwala	11,384	-	-	-	11,384
NCAA RC - 059 - Ashok Nair	5,119	-	-	-	5,119
NCAA RC - 1824 T.R. Narahari	66,106	-	-	-	66,106
NCAA RC - 1855 - Chanchal Gupta	5,865	-	-	-	5,865
NCAA RC - 1867 - Prema	62,715	-	-	-	62,715
NCAA RC - 2045 - H.S.Sheela	(14,367)	-	-	-	(14,367)
NCAA RC - 2063 M.K.Ramachandraiah	54,829	-	-	-	54,829
NCAA RC - 2072 - Komal Vora	4,928	-	-	-	4,928
NCAA RC - 2093 - Kamala R Bhat	12,668	-	-	-	12,668
NCAA RC - 2210 - Premananda De	(27,808)	-	-	-	(27,808)
NCAA RC - 2301 Neera Sharma	2,246	-	-	-	2,246
NCAA RC - 2365 Bratati Datta	69,536	-	-	-	69,536
NCAA RC - 2481 - Akkamma H.K.	12,921	-	-	-	12,921
NCAA RC - 2545 - Jayamma	3,79,301	-	-	-	3,79,301
NCAA RC - 2566 - Gangaben Patel	3,47,807	-	-	-	3,47,807
NCAA RC - 2584 Padma Rajappan	40,878	-	-	-	40,878
NCAA RC - 2617 Shantha Rajarao	10,697	-	-	-	10,697
NCAA RC - 2728 Monica Boaler	13,179	-	-	-	13,179
NCAA RC - 2763 Vijay Makhija	(2,92,967)	-	-	-	(2,92,967)
NCAA RC - 2777 - Sushila Rajan	3,22,780	-	-	-	3,22,780
NCAA RC - 2789 - Kadaba Srinivasan	223	-	-	-	223
NCAA RC - 2825 - Prabhavati Rao	10,049	-	-	-	10,049
NCAA RC - 2829 Meenakshi Krishnamurti	14,471	-	-	-	14,471
NCAA RC - 2831 Devkumar Peter	(13,340)	-	-	-	(13,340)
NCAA RC - 2842 Bhuvana	41,301	-	-	-	41,301
NCAA RC - 2853 - Yasmin Ahmad	2,909	-	-	-	2,909
NCAA RC - 2866 - Malathi S	(268)	-	-	-	(268)
NCAA RC - 2877 - M.K. NAGALAKSHMI	10,068	-	-	-	10,068
NCAA RC - 2881 - Rishi Krit Bodh	(65,953)	-	-	-	(65,953)



NCAA RC - 2905 S. Narasimhan	820	-	-	-	820
NCAA RC - 2942 Chandra Shekhar Hore	11,353	-	-	-	11,353
NCAA RC - 2991 Errol G. Rasquinha	15,839	-	-	-	15,839
NCAA RC - 3007 - Bharat Keshavlal Mehta	1,713	-	-	-	1,713
NCAA RC - 3008 Ila Dey	922	-	-	-	922
NCAA RC - 3015 - Annapurna	3,839	-	-	-	3,839
NCAA RC - 3053-Suneetha Nayak	12,357	-	-	-	12,357
NCAA RC - 3073 - Marlene Peacock	6,384	-	-	-	6,384
NCAA RC - 3082 - V N Dubey	8,893	-	-	-	8,893
NCAA RC 3123 - P G Subramanian	2,295	-	-	-	2,295
NCAA RC 3126 - Jayalakshmi	49,832	-	-	-	49,832
NCAA RC - 3148 - Prabha V Kudva	12,842	-	-	-	12,842
NCAA RC - 3189 - S.Navaneetham	5,541	-	-	-	5,541
NCAA RC - 3191 Prasanta Kumar Syam	76,558	-	-	-	76,558
NCAA RC - 3206 - Shivarudraiah LC	2,613	-	-	-	2,613
NCAA RC - 3208 -Bhagyamma	9,743	-	-	-	9,743
NCAA RC - 3210 - Kusum Garg	15,490	-	-	-	15,490
NCAA RC - 3231-Jaya Viswanathan	(15,374)	-	-	-	(15,374)
NCAA RC - 3232-Savitri S Gadag	44,010	-	-	-	44,010
NCAA RC -1180 - Sarojini Srinivas	(2,35,245)	-	-	-	(2,35,245)
NCAA RC 1842 - M.Mangalam	(47,699)	-	-	-	(47,699)
NCAA RC -2440 -Raj Rani	12,381	-	-	-	12,381
NCAA RC 2447 Sharda Devi Chowdhary	13,224	-	-	-	13,224
NCAA RC 2512 - P. Rajendran Iyer	8,192	-	-	-	8,192
NCAA RC 2595- Visalam Jayaraman	9,555	-	-	-	9,555
NCAA RC 2712 - V Mohan Rao	13,387	-	-	-	13,387
NCAA RC 2720- B.A. Medappa	5,991	-	-	-	5,991
NCAA RC -2781 Mohan G Hegde	7,902	-	-	-	7,902
NCAA RC -2826 - Kranti Singh	42,520	-	-	-	42,520
NCAA RC 2849- Beula D Davaram	8,751	-	-	-	8,751
NCAA RC 2872 - K N Ramanathan	9,606	-	-	-	9,606
NCAA RC 2894- Vimala Kantilal Sonagara	(62,194)	-	-	-	(62,194)
NCAA RC 2955 - Krishnamani S	7,079	-	-	-	7,079
NCAA RC 2981 - SR.Mercy	(51,049)	-	-	-	(51,049)
NCAA RC 3026 - Vasanthi Sreenivasan	8,963	-	-	-	8,963
NCAA RC 3031-Mira Banerjee	6,958	-	-	-	6,958
NCAA RC 3065 - G Gopal Iyengar	(1,19,756)	-	-	-	(1,19,756)
NCAA RC 3089 - R Srinivasan	9,716	-	-	-	9,716
NCAA RC 3092-N Sivas	7,661	-	-	-	7,661
NCAA RC 3115 - Hari Narayana Saha	(80,718)	-	-	-	(80,718)
NCAA RC 3139 - Rajalakshmi	8,977	-	-	-	8,977
NCAA RC 3143- Rajeshwari P	8,681	-	-	-	8,681
NCAA RC 3149 - Ramakrishnappa G	74,212	-	-	-	74,212
NCAA RC -3234 - Sharda R Mistry	(1,13,070)	-	-	-	(1,13,070)
NCAA RC -3238-Yashoda Seetharam	(1,640)	-	-	-	(1,640)
NCAA RC-2410 - Nalina G	(37,069)	-	-	-	(37,069)
NCAA-RC-1610 - Sudha Kudva	(2,459)	-	-	-	(2,459)
NCAA-RC-2155 - Rajalakshmi K Subramoniam	8,696	-	-	-	8,696
NCAA-RC-3029-Venkatarama Reddy	8,518	-	-	-	8,518
NDCC RC 3199 - Basamma	2,820	-	-	-	2,820
NDCC RC 3213 - J Govindhan	2,902	-	-	-	2,902
NTTM RC 3024 - Lakshmi Subramani	1,551	-	-	-	1,551
NTTM RC -3056 Radha Devi	3,412	-	-	-	3,412
NTTM RC 3098 - V R Ponnammal	5,427	-	-	-	5,427
NTTM-2799-Urmila Sabharwal	(1,19,898)	-	-	-	(1,19,898)
NTTMECC RC -2906- Rachana V	537	-	-	-	537
NTTMECC RC 3154 - Girijamba M	3,341	-	-	-	3,341
NTTMECC RC 3204 - Chandramathi K Menon	389	-	-	-	389
Unadjusted Receipts - NCAA	(17,940)	-	-	-	(17,940)
Dementia India Alliance	-	2,000	-	-	2,000
NISD	-	79,644	-	-	79,644
Total	9,06,935	81,644	-	-	9,88,579



Handwritten signature



Handwritten signature

NOTE NO - F

O.	PARTICULARS	WDV AS ON 01.04.2023	ADDITION DURING THE YEAR		DELETIONS	ADJUSTMENTS	TOTAL	DEPRECIATION		WDV AS ON 31.03.2024
			BEFORE SEP	AFTER SEP				%	AMOUNT	
1	Building	1,17,46,306	-	-	-	-	1,17,46,306	10	11,74,631	1,05,71,675
2	Plant & Machinery	12,30,168	25,600	24,37,000	87,577	-	36,05,191	15	3,58,004	32,47,187
3	Computer	4,37,855	4,01,309	35,500	272	-	8,74,392	40	3,42,657	5,31,735
4	Consumer Durables	45,552	-	-	-	-	45,552	15	6,833	38,719
5	Electrical Fittings	11,02,075	9,725	7,11,345	8,202	-	18,14,943	10	1,45,927	16,69,016
6	Electrical and Electronic Items	7,70,412	-	-	13,047	-	7,57,366	15	1,13,605	6,43,761
7	Furniture and fixtures	53,89,214	1,01,600	3,32,444	5,00,806	-	53,22,452	10	5,15,623	48,06,829
8	Office Equipment	1,69,306	6,077	-	-	-	1,75,383	15	25,852	1,49,531
9	Medical Equipment	5,09,403	1,91,251	17,247	1,904	-	7,15,997	40	2,82,949	4,33,048
10	Projectors	80,921	-	-	-	-	80,921	15	12,138	68,783
11	Printer	1,50,868	-	-	-	-	1,50,868	15	22,630	1,28,237
12	Vehicles 15%	1,91,872	1	-	-	-	1,91,873	15	28,781	1,63,092
13	Telephone	3,04,608	89,275	65,521	49,986	-	4,09,418	15	56,499	3,52,919
14	UPS	3,97,075	-	-	5,454	-	3,91,621	15	58,743	3,32,878
15	Television & VCP	1,91,805	-	-	-	-	1,91,805	15	28,771	1,63,035
16	Software	2,44,331	-	-	428	-	2,43,902	40	97,561	1,46,341
17	Vehicle	43,74,256	12,140	12,88,628	1,481	-	56,61,403	30	15,05,127	41,56,276
18	Kitchen Equipment	3,25,274	-	-	2,099	-	3,35,315	15	50,297	2,85,018
19	Collapsible Gate	7,507	-	-	-	-	7,507	10	751	6,756
20	Camera	2,05,247	-	-	6,925	-	1,98,323	15	29,748	1,68,574
21	Bird Cage	3,489	-	-	-	-	3,489	15	523	2,966
22	Semi Fowlex Cot	16,673	-	-	-	-	16,673	15	2,501	14,172
23	Water Pump	2,71,589	-	-	1,128	-	2,70,461	10	27,046	2,43,415
24	Water Filter	2,12,449	8,850	-	3,394	-	2,17,905	15	32,686	1,85,219
25	Jalaco Pump and Motor	2,241	-	-	-	-	2,241	10	224	2,017
26	Activity and Training Tools	1,14,132	-	-	1,662	-	1,12,470	15	16,870	95,599
27	Solar Water Heater	1,17,424	-	-	-	-	1,17,424	15	17,614	99,811
28	Land	-	-	3,16,79,460	-	-	3,16,79,460	-	-	3,16,79,460
29	CCTV	1,33,282	48,345.00	-	-	-	1,81,627	15	27,244	1,54,383
	TOTAL	2,87,45,334	8,88,096	3,65,73,222	6,84,364	-	6,55,22,288		49,81,834	6,05,40,454



506



9

NOTE NO - F

O.	PARTICULARS	WDV AS ON 01.04.2023	ADDITION DURING THE YEAR		DELETIONS	ADJUSTMENTS	TOTAL	DEPRECIATION		WDV AS ON 31.03.2024
			BEFORE SEP	AFTER SEP				%	AMOUNT	
1	Furniture & Fixtures	1,796	-	-	-	-	1,796	10	180	1,616.63
2	Telephone	3,992	-	-	-	-	3,992	15	599	3,393.04
3	CCTV	7,378	-	-	-	-	7,378	15	1,107	6,271.62
	TOTAL	13,166	-	-	-	-	13,166		1,885	11,281.30

NOTE NO - F

O.	PARTICULARS	WDV AS ON 01.04.2023	ADDITION DURING THE YEAR		DELETIONS	ADJUSTMENTS	TOTAL	DEPRECIATION		WDV AS ON 31.03.2024
			BEFORE SEP	AFTER SEP				%	AMOUNT	
1	Furniture and fixtures	50,058	-	-	-	-	50,058	10	5,006	45,052
2	Medical Equipment	5,11,745	-	-	-	-	5,11,745	40	2,04,698	3,07,048
	TOTAL	5,61,803	-	-	-	-	5,61,803		2,09,704	3,52,100

NOTE NO - F

O.	PARTICULARS	WDV AS ON 01.04.2023	ADDITION DURING THE YEAR		DELETIONS	ADJUSTMENTS	TOTAL	DEPRECIATION		WDV AS ON 31.03.2024
			BEFORE SEP	AFTER SEP				%	AMOUNT	
	Furniture & Fixtures	5,73,499	-	-	-	-	5,73,499	10	57,350	5,16,149
	Computers and Peripherals	7,654	-	-	-	-	7,654	40	3,062	4,592
	Medical Equipments	1,02,565	-	-	-	-	1,02,565	40	41,026	61,539
	Electrical Equipement	80,755	-	-	-	-	80,755	15	12,113	68,642
	Renovation Work	3,23,015	-	-	-	-	3,23,015	10	32,302	2,90,714
	Vehicle	56,527	-	-	-	-	56,527	15	8,479	48,048
	TOTAL	11,44,015	-	-	-	-	11,44,015		1,54,331	9,89,684

NOTE NO - F

O.	PARTICULARS	WDV AS ON 01.04.2023	ADDITION DURING THE YEAR		DELETIONS	ADJUSTMENTS	TOTAL	DEPRECIATION		WDV AS ON 31.03.2024
			BEFORE SEP	AFTER SEP				%	AMOUNT	
	Building and Infrastructure	-	-	1,38,700	-	-	1,38,700	10	6,935	1,31,765
	Land	-	-	2,66,81,880	-	-	2,66,81,880	-	-	2,66,81,880
	TOTAL	-	-	2,68,20,580	-	-	2,68,20,580		6,935	2,68,13,645

" All other Projects Except below under Nightingales Medical Trust
 # " Project Regional Resource Training Centre
 @ " Foreign Contribution (Regulation) Act.
 * Project Sandhya Suraksha
 " Free Dementia Care Centre



S
Kodh...